

HumanCare Walking Vest



HC25106S	SMALL	35-70 LBS (16-34 KG)
HC25106M	MEDIUM	75-220 LBS (34-100 KG)
HC25106L	LARGE	220-350 LBS (100-159 KG)

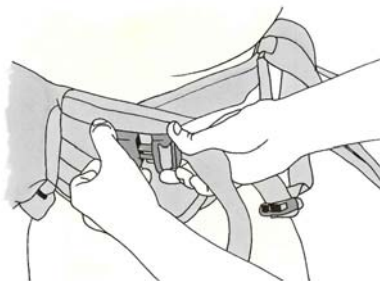
PATIENT SHOULD BE ACCOMPANIED BY A PT AND SHOULD BE ABLE TO BEAR PARTIAL WEIGHT IN ONE LEG.

PLEASE CONSULT WITH REHAB AS TO APPROPRIATE USE FOR YOUR PATIENT.



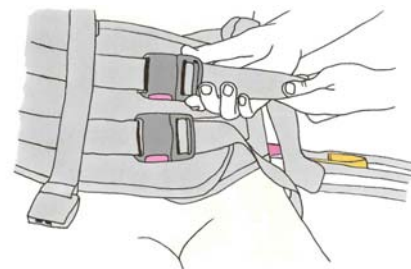
1

PATIENT MUST BE ABLE TO SIT UP ON SIDE OF BED AND HAVE SOME TRUNK CONTROL. WE SUGGEST THAT PATIENT HOLD ONTO SIDE RAIL WHILE PLACING SLING AROUND THEIR WAIST.



2

BUCKLE THE TWO BELTS.



3

PULL THE STRAPS TIGHT TO AVOID SLIPPAGE. VEST MUST BE AGAINST SINGLE ARTICLE OF CLOTHING / GOWN.



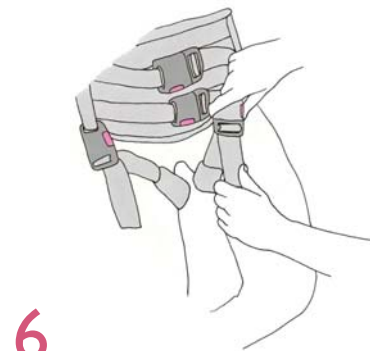
4

GRAB LEG STRAPS ON BOTH SIDES AND SLIDE UNDER LEG.*



5

PULL EACH LEG STRAP OUT FROM INNER THIGH AND BUCKLE.



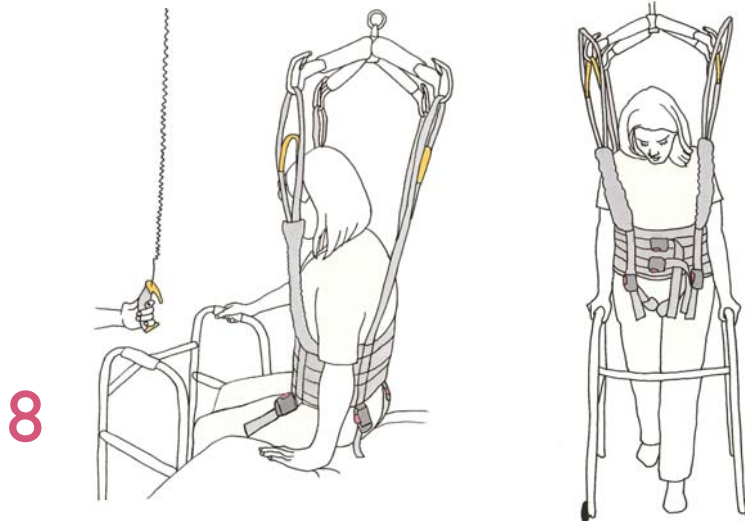
6

PULL STRAP BELTS TIGHT BUT PROVIDING SOME SLACK IN LEG BELTS FOR COMFORT. ADJUST LEG STRAPS AS PATIENT BEGINS TO STAND AND AMBULATE.

**SOME PATIENTS MAY NOT NEED THE USE OF THE LEG STRAPS- THEY ARE DESIGNED TO KEEP THE VEST FROM SLIDING*

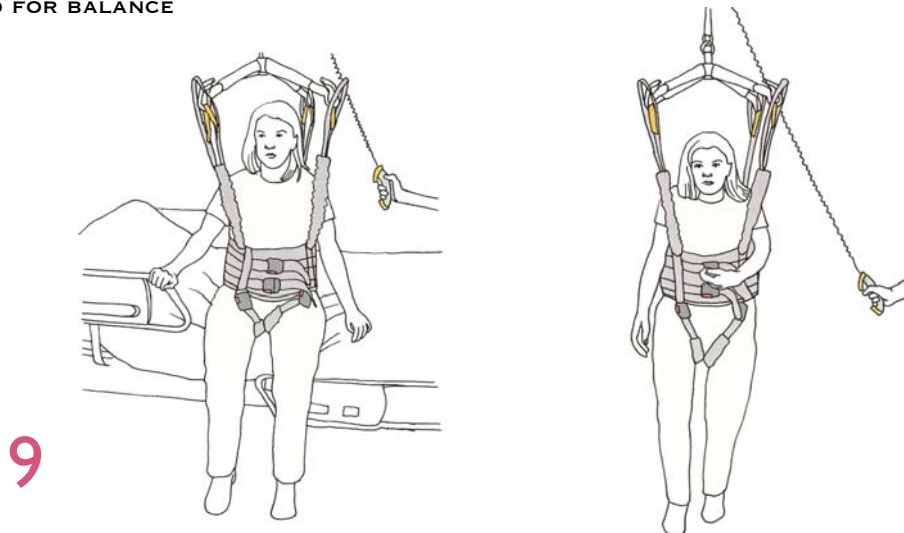


ATTACH ONE LOOP TO EACH HOOK OF THE HANGER BAR. USE SHORT LOOPS FOR LOW CEILING AND LONG LOOP FOR HIGH CEILING



PATIENTS USING WALKER

BEGIN LIFTING WHILE PATIENT GRABS THE WALKER WITH PREDOMINANT HAND AND LEANS THE OTHER HAND ON THE BED FOR BALANCE



PATIENTS WITHOUT WALKER

BEGIN LIFTING WHILE PATIENT GRABS THE RAIL WITH PREDOMINANT HAND AND LEANS THE OTHER HAND ON THE BED FOR BALANCE