

AM-TSL LogRoll Repositioning Sling

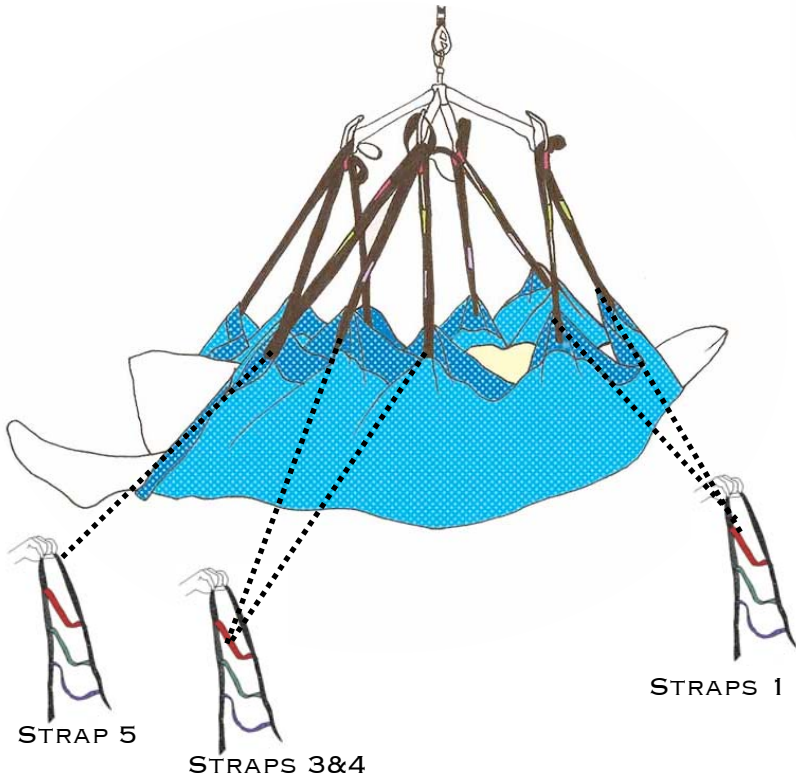
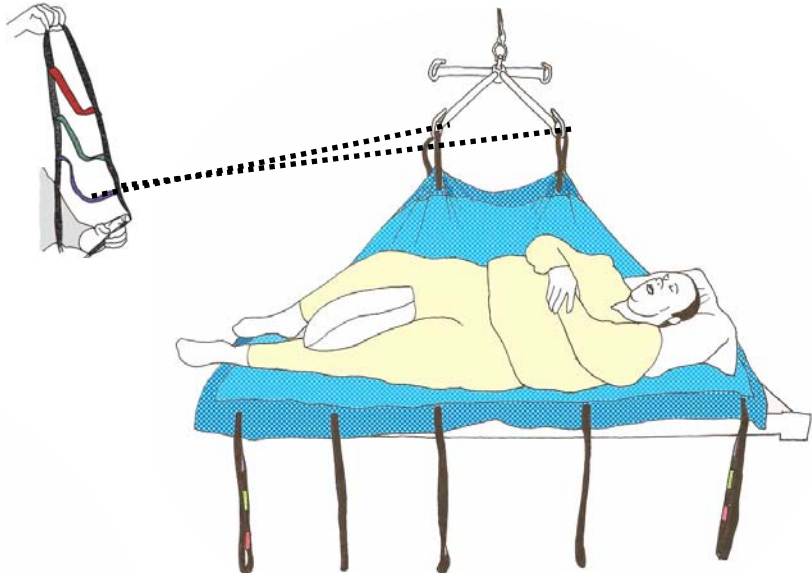


AM-TSL	46" x 78" 117 x 199 CM	SWL 660 LBS 300 Kg
AM-TSL-W	50" x 78 " 127 x 199 CM	SWL 1000 LBS 454 Kg

- PLACE A CHUCK OR SINGLE SHEET BETWEEN PATIENT AND SLING.
- FOOT LABEL SHOULD BE AT FOOT END.
- PLACE PILLOW BETWEEN LEGS FOR KNEE COMFORT.

LOG ROLL

CHOOSE THE TWO STRAPS TO THE PATIENT'S MIDDLE AREA. USE THE PURPLE LOOP TO ATTACH SLING.



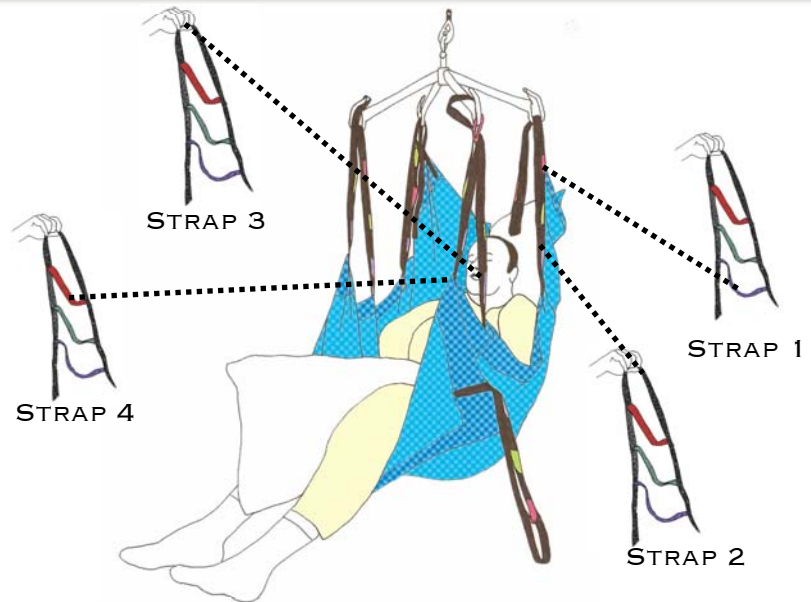
REPOSITIONING

- ATTACH STRAPS 1-2 ON BOTH SIDES TO THE 2 HOOKS NEAREST TO PATIENT'S HEAD.
- ATTACH STRAPS 3, 4 & 5 ON EITHER SIDE TO THE 2 HOOKS NEAREST TO FEET.

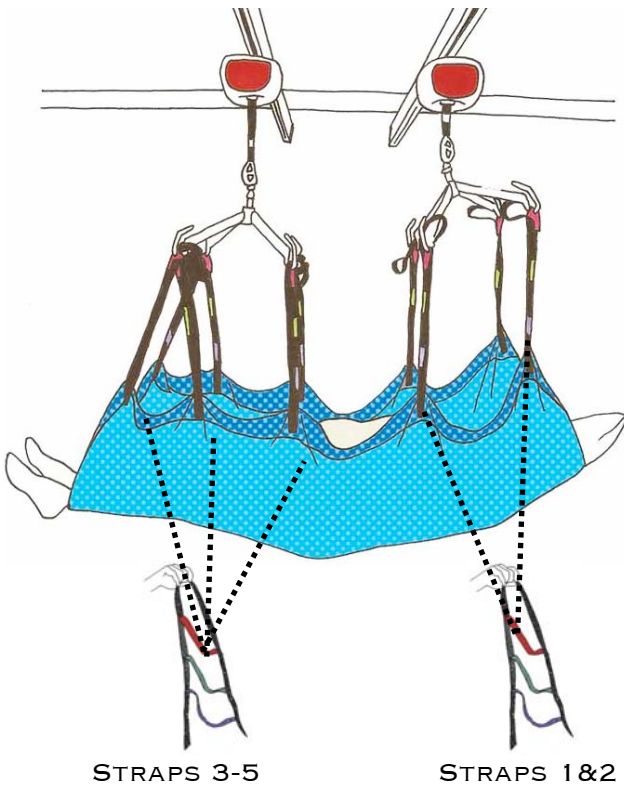
AM-TSL LogRoll Repositioning Sling (cont.)

RECLINED TRANSFER

- ATTACH STRAPS 1 & 2 ON BOTH SIDES TO THE 2 HOOKS NEAREST TO PATIENT'S HEAD.
- ATTACH STRAPS 3 & 4 ON EITHER SIDE TO THE 2 HOOKS NEAREST TO FEET.



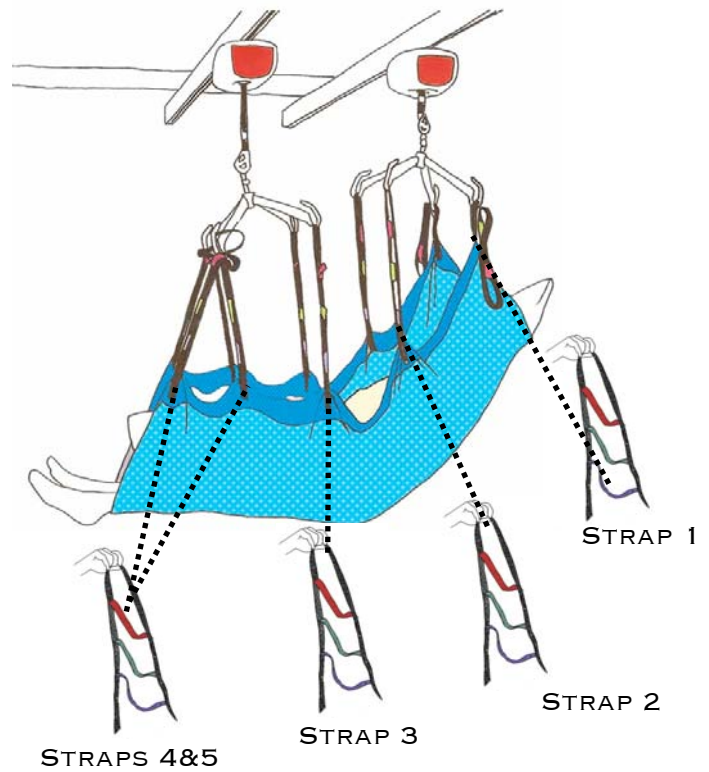
**BARIATRIC PATIENTS OVER 660 LBS
USE AM-TSL-W AND THE DUAL HOIST CONFIGURATION AS SHOWN BELOW**



STRAPS 3-5

STRAPS 1&2

REPOSITIONING



STRAPS 4&5

STRAP 3

STRAP 2

STRAP 1

RECLINED TRANSFER