

AM-SeatSling: Transfer with Bariatric Dual Hoist

REQUIRES TWO CAREGIVERS, TWO HOISTS AND THE AM-SEATSLING-XXL (WHITE TRIM)



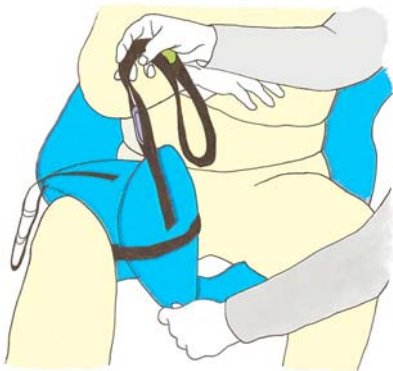
- 1** ELEVATE THE HEAD OF THE BED. PLACE SLING BEHIND PATIENT WITH LABEL ON THE OUTSIDE.



- 2** LEAN PATIENT FORWARD, SLIDE CENTER OF SLING DOWN TO THE COCCYX.



- 3** SLIDE EACH LEG WING UNDER PATIENT'S LEG JUST ABOVE THE KNEE. PULL LEG WINGS ON EITHER SIDE SO THERE IS NO SLACK UNDER PATIENT.



- 4** TAKE LEFT WING AND PULL IT THROUGH DIGNITY STRAP LOCATED ON THE RIGHT LEG WING



- 5** PULL STRAPS TO MAKE SURE LEG WINGS ARE EVEN.

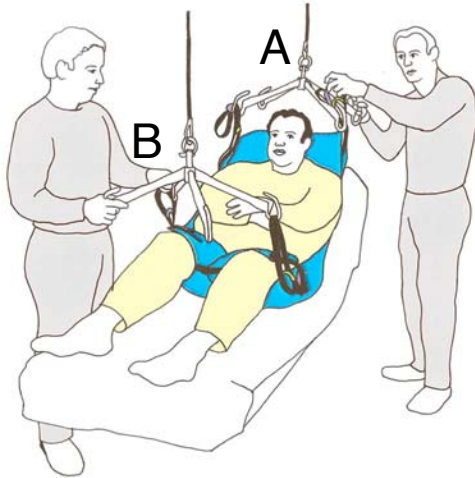


- 5b** **ALTERNATIVE:** IF PATIENT'S THIGHS ARE TOO THICK TO USE THE DIGNITY STRAP, THE LEG WINGS CAN BE CRISSCROSSED INSTEAD.

800 | 273 | 5749

www.alphamodalities.com

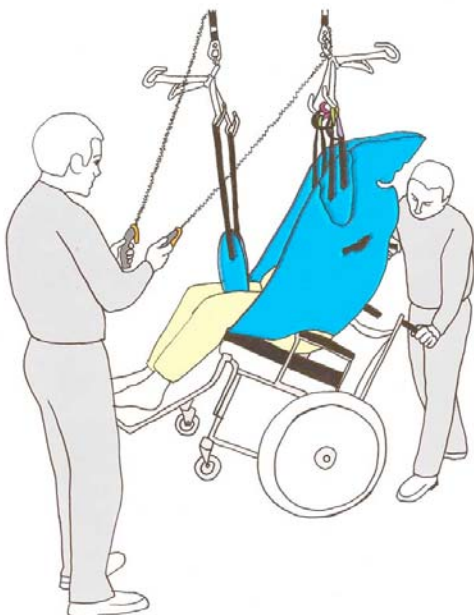
AM-SeatSling: Transfer with Bariatric Dual Hoist



6 PLACE ONE HANGER BAR OVER PATIENT'S HEAD AND ANOTHER OVER LOWER ABDOMEN.

ATTACH SHOULDER STRAPS TO **HANGER BAR A** USING TWO HOOKS FACING TOWARD PATIENT. USE PURPLE OR RED LOOP DEPENDING ON HOW RECLINED THE PATIENT NEEDS TO BE.

ATTACH LEG STRAPS TO **HANGER BAR B** USING HOOKS FACING TOWARD PATIENT. USE GREEN OR BLACK LOOP.



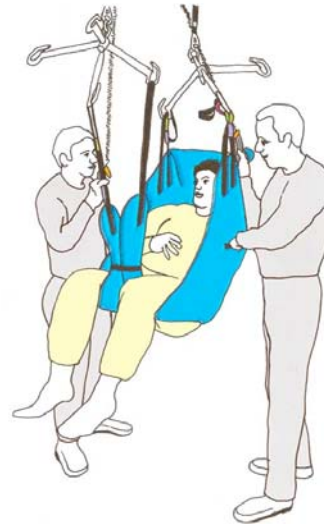
9 ONE CAREGIVER TILTS THE WHEELCHAIR UP WHILE ANOTHER CONTROLS BOTH HANDSETS TO LOWER PATIENT INTO WHEELCHAIR.

STRAIGHTEN UP WHEELCHAIR AS THE PATIENT IS SLOWLY LOWERED ONTO SEATED POSITION.

UNHOOK SLING AND MOVE HOISTS TOWARD THE WALL.

THE SLING MAY BE LEFT UNDER PATIENT FOR 2-3 HOURS. OTHERWISE IT NEEDS TO BE REMOVED BY FOLLOWING STEPS 1-3 IN REVERSE.

TO RETURN PATIENT TO BED FOLLOW SAME STEPS INDICATED IN THIS GUIDE.



7 BOTH CAREGIVERS SHOULD LIFT PATIENT USING BOTH HANDSETS SIMULTANEOUSLY. MAKE SURE TO STOP LIFTING AT THE SAME TIME SO THE PATIENT REMAINS SLIGHTLY RECLINED. ADJUST HEIGHT AS NEEDED.

GRAB HANDLES ON EITHER SIDE TO MOVE PATIENT TOWARDS CHAIR.